

STOCK STATUS - TRINITY METALS CRITICAL TO PRODUCTION INVENTORY MANAGEMENT TOOL
 FORECAST May 2025 to Aug 2025. Updated in April 2025


	May-25	Jun-25	Jul-25	Aug-25	Placed Purchase Orders				Unit Cost		1.5	Status
					PO #	RUT	PO Number	Price	Delivery Mine	UoM		
Ammonium Nitrate												
OPENING BALANCE	40,645	26,821	37,614	20,887	PO #	RUT	PO0000004075	\$39,000	15-Apr-25	Kg	26,000	PO partial changed delivery date PO partial changed delivery date
FORECAST/ACTUAL CONSUMPTION Rutor	13,824	15,207	16,727	16,727	PO #	RUT	PO0000004075	\$39,000	15-Jun-25	Kg	26,000	
Total FORECAST/ACTUAL	13,824	15,207	16,727	16,727	PO #	RUT		\$39,000	15-Aug-25	Kg	26,000	
Rutongo PO DELIVERIES	-	26,000	-	26,000								
CLOSING BALANCE	26,821	37,614	20,887	30,160								
LIFE (MONTHS)	1.76	2.25	1.25	1.26								

	May-25	Jun-25	Jul-25	Aug-25	Placed Purchase Orders				Unit Cost		1.92	Status	
					PO #	RUT	PO Number	Price	Delivery Mine	UoM			Qty
Combidet 3m													
OPENING BALANCE	55,742	55,742	55,742	55,742	PO#	RUT	PO0000003381	\$76,800	15-Aug-25	Pcs	40,000	PO changed delivery date	
FORECAST/ACTUAL CONSUMPTION Rutor	7,587	8,346	9,180	9,180									
Total FORECAST/ACTUAL	7,587	8,346	9,180	9,180									
Rutongo PO DELIVERIES	-	-	-	40,000									
CLOSING BALANCE	55,742	55,742	55,742	95,742									
LIFE (MONTHS)	6.68	6.07	6.07	4.57									

	May-25	Jun-25	Jul-25	Aug-25	Placed Purchase Orders				Unit Cost		1.76	Status
					PO #	RUT	PO Number	Price	Delivery Mine	UoM		
Combidets 1.8m												
OPENING BALANCE	90,381	82,159	70,115	69,867	PO#	RUT	PO0000003961	\$35,200	15-Apr-25	Pcs	20,000	PO changed delivery date PO changed delivery date PO changed delivery date
FORECAST/ACTUAL CONSUMPTION Rutor	38,222	42,044	46,248	46,248	PO#	RUT	PO0000004073	\$61,600	15-Apr-25	Pcs	35,000	
Total FORECAST/ACTUAL	38,222	42,044	46,248	46,248	PO#	RUT	PO0000002779	\$52,800	15-May-25	Pcs	30,000	
Rutongo PO DELIVERIES	30,000	30,000	46,000	56,000	PO#	RUT		\$52,800	15-Jun-25	Pcs	30,000	
CLOSING BALANCE	82,159	70,115	69,867	79,619	PO#	RUT		\$80,960	15-Jul-25	Pcs	46,000	
LIFE (MONTHS)	1.95	1.52	1.51	1.51	PO#	RUT		\$98,560	15-Aug-25	Pcs	56,000	

	May-25	Jun-25	Jul-25	Aug-25	Placed Purchase Orders				Unit Cost		1.5	Status
					PO #	RUT	PO Number	Price	Delivery Mine	UoM		
Electric Detonators												
OPENING BALANCE	10,682	8,111	8,583	8,552	PO #	RUT	PO0000004073	\$6,000	15-Apr-25		4,000	PO changed delivery date New PO to be raised
FORECAST/ACTUAL CONSUMPTION Rutor	4,571	5,028	5,531	5,531	PO #	RUT	PO0000004160	\$3,000	15-Apr-25		2,000	
Total FORECAST/ACTUAL	4,571	5,028	5,531	5,531	PO #	RUT		\$3,000	15-May-25		2,000	
Rutongo PO DELIVERIES	2,000	5,500	5,500	5,500	PO #	RUT		\$8,250	15-Jun-25		5,500	
CLOSING BALANCE	8,111	8,583	8,552	8,521	PO #	RUT		\$8,250	15-Jul-25		5,500	
LIFE (MONTHS)	1.61	1.55	1.55	1.64	PO #	RUT		\$8,250	15-Aug-25		5,500	

	May-25	Jun-25	Jul-25	Aug-25	Placed Purchase Orders				Unit Cost		3	Status	
					PO #	RUT	PO Number	Price	Delivery Mine	UoM			Qty
Super Power/Gel/Dynamite													
OPENING BALANCE	47,345	62,271	50,643	38,434	PO #	RUT	PO0000004074	\$78,000	15-May-25	Qty	26000	PO changed delivery date	
FORECAST/ACTUAL CONSUMPTION Rutor	11,074	11,628	12,209	12,820	PO #	RUT	PO0000004075	\$78,000	15-Aug-25	Qty	26000		
Total FORECAST/ACTUAL	11,074	11,628	12,209	12,820									
Rutongo PO DELIVERIES	26,000	-	-	26,000									
CLOSING BALANCE	62,271	50,643	38,434	51,614									
LIFE (MONTHS)	5.36	4.15	3.00	2.50									

Prepared by: Alexis, Jeome, Bruce, Emmanuel	Cash forecast	May	June	July	August	Total
Approved by: 	Rutongo Mines	\$133,800	\$100,050	\$89,210	\$300,610	623,670

General Manager, Rutongo Mines Ltd
 Date: 03-April-2025

RUTONGO MINES Limited
 P.O.Box 6132 KIGALI RWANDA

STOCK STATUS - TRINITY METALS CRITICAL TO PRODUCTION INVENTORY MANAGEMENT TOOL

FORECAST May 2025 to Aug 2025. Updated in April 2025

Ammonium Nitrate	Apr-25	May-25	Jun-25	Jul-25	Aug-25	Placed Purchase Orders			Unit Cost	1.5	Status	
						PO # NY	PO Number	Price	Delivery Mine D	UoM		Qty
OPENING BALANCE	16,600	11,100	28,999	20,814	12,512	PO # NY		\$39,000	15/May/25	Kg	26,000	New PO to be raised
FORECAST/ACTUAL CONSUMPTION T. Nyakabingo	5,500	8,101	8,185	8,302	8,419							
Total FORECAST/ACTUAL	5,500	8,101	8,185	8,302	8,419							
TRINITY NYAKABINGO PO DELIVERIES	-	26,000										
CLOSING BALANCE	11,100	28,999	20,814	12,512	4,093							
LIFE (MONTHS)	1.37	3.54	2.51	1.49	0.58							

Combidet 3m	Apr-25	May-25	Jun-25	Jul-25	Aug-25	Placed Purchase Orders			Unit Cost	1.92	Status	
						PO # T. NY.	PO Number	Price	Delivery Mine Date	UoM		Qty
OPENING BALANCE	83,000	143,500	98,340	77,396	70,491	PO # T. NY.	PO0000002623	\$76,800	15/Apr/25	Pcs	40,000	PO Change delivery date
FORECAST/ACTUAL CONSUMPTION T. Nyakabingo	49,500	45,160	45,944	46,905	46,765	PO # T. NY.	PO0000002687	\$57,600	15/Apr/25	Pcs	30,000	
Total FORECAST/ACTUAL	49,500	45,160	45,944	46,905	46,765	PO # T. NY.	PO0000002780	\$76,800	15/Apr/25	Pcs	40,000	
TRINITY NYAKABINGO PO DELIVERIES	110,000	-	25,000	40,000	45,000	PO # T. NY.		\$48,000	15/Jun/25	Pcs	25,000	
CLOSING BALANCE	143,500	98,340	77,396	70,491	68,726	PO # T. NY.		\$76,800	15/Jul/25	Pcs	40,000	
LIFE (MONTHS)	3.18	2.14	1.65	1.51	1.53	PO # T. NY.		\$86,400	17/Aug/25	Pcs	45,000	

Electric Detonators	Apr-25	May-25	Jun-25	Jul-25	Aug-25	Placed Purchase Orders			Unit Cost	1.5	Status	
						PO # T. NY.	PO Number	Price	Delivery Mine Date	UoM		Qty
OPENING BALANCE	16,000	27,025	19,269	13,513	11,757	PO # T. NY.	PO0000002623	\$12,000	15/Apr/25	Pcs	8,000	PO Change delivery date
FORECAST/ACTUAL CONSUMPTION T. Nyakabingo	7,975	7,756	7,756	7,756	7,756	PO # T. NY.	PO0000002687	\$9,000	15/Apr/25	Pcs	6,000	
Total FORECAST/ACTUAL	7,975	7,756	7,756	7,756	7,756	PO # T. NY.	PO0000002780	\$7,500	15/Apr/25	Pcs	5,000	
TRINITY NYAKABINGO PO DELIVERIES	19,000	-	2,000	6,000	7,000	PO # T. NY.		\$3,000	15/Jun/25	Pcs	2,000	
CLOSING BALANCE	27,025	19,269	13,513	11,757	11,001	PO # T. NY.		\$9,000	15/Jul/25	Pcs	6,000	
LIFE (MONTHS)	3.48	2.48	1.74	1.52	1.52	PO # T. NY.		\$10,500	15/Aug/25	Pcs	7,000	

Super Power/Gel/Dynamite	Apr-25	May-25	Jun-25	Jul-25	Aug-25	Placed Purchase Orders			Unit Cost	3	Status	
						PO # T. NY.	PO Number	Price	Delivery Mine Date	UoM		Qty
OPENING BALANCE	19,000	26,300	35,072	43,578	51,694	PO # T. NY.	PO0000002688	\$78,000	15/Apr/25	Qty	26,000	PO Change delivery date
FORECAST/ACTUAL CONSUMPTION T. Nyakabingo	18,700	17,228	17,494	17,884	18,175	PO # T. NY.	PO0000002779	\$78,000	15/May/25	Qty	26,000	
Total FORECAST/ACTUAL	18,700	17,228	17,494	17,884	18,175	PO # T. NY.		\$78,000	15/Jun/25	Qty	26,000	
TRINITY NYAKABINGO PO DELIVERIES	26,000	26,000	26,000	26,000		PO # T. NY.		\$78,000	15/Jul/25	Qty	26,000	
CLOSING BALANCE	26,300	35,072	43,578	51,694	33,519	PO # T. NY.		\$78,000				
LIFE (MONTHS)	1.53	2.00	2.44	2.84	1.97							

Prepared by: Alexis, Jeome, Bruce, Emmanuel



Cash forecast	May	June	July	August	Total
Trinity Nyakabingo Mine	\$117,000	\$129,000	\$163,800	\$96,900	\$506,700

Approved by:



General Manager, Trinity Nyakabingo Mine Ltd

Date: 03-April-2025

STOCK STATUS - TRINITY METALS CRITICAL TO PRODUCTION INVENTORY MANAGEMENT TOOL												
FORECAST May 2025 to Aug 2025. Updated in April 2025												
Placed Purchase Orders									Unit Cost	1.5	Status	
	May-25	Jun-25	Jun-25	Jul-25	Aug-25	PO Number	Price	Delivery Mine Date	UoM	Qty		
Ammonium Nitrate												
OPENING BALANCE	5,100	5,100	5,100	5,100	5,100							
FORECAST/ACTUAL CONSUMPTION Musha	-	-	-	-	-							
Total FORECAST/ACTUAL	-	-	-	-	-							
TRINITY MUSHA PO DELIVERIES												
CLOSING BALANCE	5,100	5,100	5,100	5,100	5,100							
LIFE (MONTHS)	#DIV/0!	#DIV/0!	#DIV/0!	#DIV/0!	#DIV/0!							
Placed Purchase Orders									Unit Cost	1.92	Status	
	May-25	Jun-25	Jun-25	Jul-25	Aug-25	PO Number	Price	Delivery Mine Date	UoM	Qty		
Combidet 3m												
OPENING BALANCE	4,680	4,680	4,680	4,680	4,680							
FORECAST/ACTUAL CONSUMPTION Musha	-	-	-	-	-							
Total FORECAST/ACTUAL	-	-	-	-	-							
TRINITY MUSHA PO DELIVERIES												
CLOSING BALANCE	4,680	4,680	4,680	4,680	4,680							
LIFE (MONTHS)	#DIV/0!	#DIV/0!	#DIV/0!	#DIV/0!	#DIV/0!							
Placed Purchase Orders									Unit Cost	1.5	Status	
	May-25	Jun-25	Jun-25	Jul-25	Aug-25	PO Number	Price	Delivery Mine Date	UoM	Qty		
Electric Detonators												
OPENING BALANCE	400	400	400	400	400							
FORECAST/ACTUAL CONSUMPTION Musha	-	-	-	-	-							
Total FORECAST/ACTUAL	-	-	-	-	-							
TRINITY MUSHA PO DELIVERIES												
CLOSING BALANCE	400	400	400	400	400							
LIFE (MONTHS)	#DIV/0!	#DIV/0!	#DIV/0!	#DIV/0!	#DIV/0!							
Placed Purchase Orders									Unit Cost	3	Status	
	May-25	Jun-25	Jun-25	Jul-25	Aug-25	PO Number	Price	Delivery Mine Date	UoM	Qty		
Super Power/Gel/Dynamite												
OPENING BALANCE	3,000	3,000	3,000	3,000	3,000							
FORECAST/ACTUAL CONSUMPTION Musha	-	-	-	-	-							
Total FORECAST/ACTUAL	-	-	-	-	-							
TRINITY MUSHA PO DELIVERIES												
CLOSING BALANCE	3,000	3,000	3,000	3,000	3,000							
LIFE (MONTHS)	#DIV/0!	#DIV/0!	#DIV/0!	#DIV/0!	#DIV/0!							
Prepared by Alexis, Jeome, Bruce, Emmanuel												
Approved by:							Cash forecast	April	May	June	July	Total
General Manager, Trinity Musha Mines Ltd							Trinity Musha Mines Ltd	\$0	\$0	\$0	\$0	\$0
Date: 03-April 2025												